

Shareholders' Account Registration Guideline




Private & Confidential

Any use of this material without specific permission is strictly prohibited

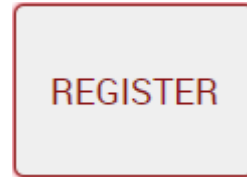
SHAREHOLDERS' ACCOUNT REGISTRATION GUIDELINE

1



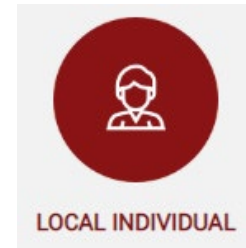
Open website:
akses.ksei.co.id

2



Click "**Register**"

3



Click "**Local Individual**"

4



Complete the data on Registration Page in the form of: (a) **Full Name**; (b) **Population Identification Number (NIK)**; (c) **An active mobile phone number to receive OTP code**; (d) **An email address which registered through Securities Company or Investment Manager**

5



Make sure the data is correct, then click "**Activation**"

SHAREHOLDERS' ACCOUNT REGISTRATION GUIDELINE (CONT.)

6



Open your inbox e-mail then click "**Activation Link**" contained in the e-mail from akses@ksei.co.id

7




Insert the *password* on the field. *Password* must contain at least 8 (eight) digits and **must contain lowercase letters, uppercase letters, numbers and special character**. Make sure that *password* that entered in both columns are the same

8

Activate My Account

Click "**Activate My Account**" to activate your account

9



Your account has been **activated**. Press "**Home**" button to access the front page and login to the application by using your username (e-mail) and password.

Electronic General Meeting System User Guide (eASY.KSEI)



Private & Confidential

Any use of this material without specific permission is strictly prohibited

ELECTRONIC GENERAL MEETING SYSTEM USER GUIDE (EASY.KSEI)

1

 eASY.KSEI

Click the “**eASY.KSEI**” button to enter the eASY.KSEI system

2

 Select Attendance Type

In the **General Meetings** section, select Issuer ‘**PT Acset Indonusa Tbk – Rapat Umum Pemegang Saham Tahunan**’

3

My authorized representative will attend

In the ‘**Select Attendance Type**’ section, select ‘**My authorized representative will attend**’

4

Independent Representative

Select ‘**independent representative**’, then select **one name of the representatives** listed in the relevant column

ELECTRONIC GENERAL MEETING SYSTEM USER GUIDE (EASY.KSEI)

5



Select the '**Next**' button to vote

6

Accept Reject Abstain

Accept Reject Abstain

Accept Reject Abstain

Shareholders will be directed to the '**Vote Preference Declaration**' then select one of the "**Accept**", "**Reject**", or "**Abstain**" button for each agenda item

7



Click '**Save**' to save the vote that has been done

Thank you

